
GENDER PAY GAP REPORT



2021

OSCAR MAYER LTD - Pages 2 to 6
FERNDALE FOODS LTD - Pages 7 to 11

OSCAR MAYER
Quality Foods

GENDER PAY GAP REPORT



2021

OSCAR MAYER LTD

OSCAR  MAYER
Quality Foods

What is Gender Pay Gap Reporting?

All organisations which employ over 250 staff are required by law to report annually on their Gender Pay Gap.

This shows the difference between the average pay of men and women in an organisation irrespective of the job they do. It should not be confused with equal pay which compares the rates of pay for doing equal work. It is impacted on how a workforce is made up including the numbers of men and women in different types of jobs and at different levels of seniority.

This report details Oscar Mayer Ltd's Gender Pay Gap information, as required under The Equality Act 2010 (Gender Pay Gap Information) Regulations 2017.

Reporting requirements;

Companies are required to report the following gender pay gap information:

- Gender Pay Gap: The difference between the median, and also the mean, hourly rate of pay for men and for women, based on the April 2021 pay period.
- Gender Bonus Gap: The difference between the median, and also the mean, value of bonus pay for men and for women over the 12 months to April 2021.
- Bonus Proportions: The proportions of men and women who received bonus pay during the 12 months to April 2021.
- Quartile Pay Bands: If the total workforce was put in order of hourly rate of pay and then split into four groups of equal size, or quartiles, this is the proportions of men and women in each of the four groups.

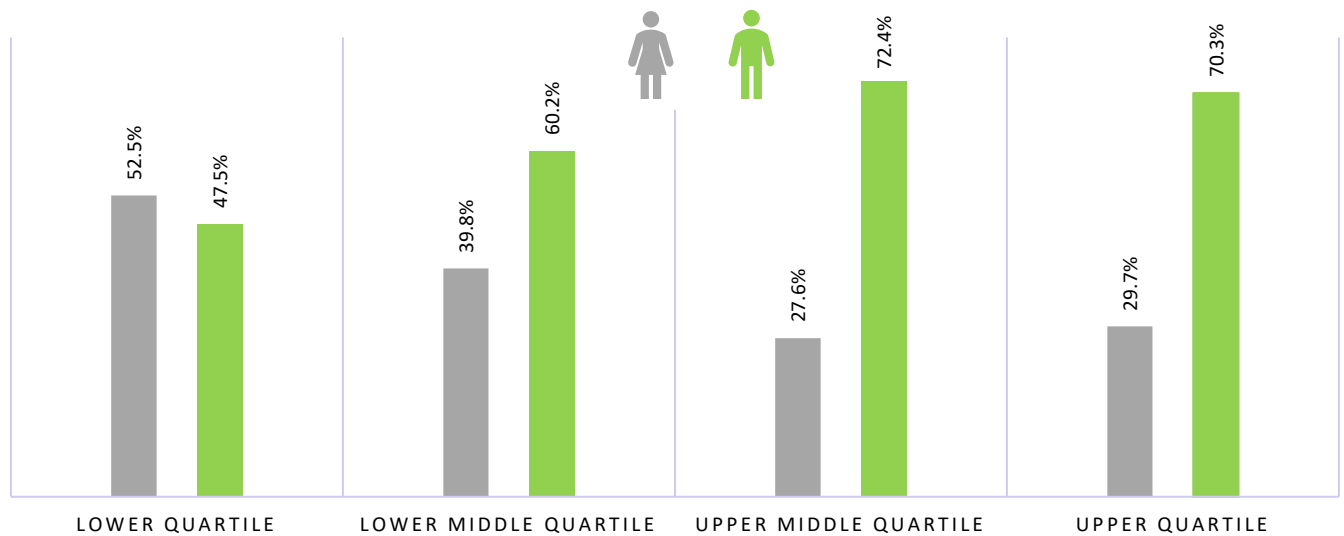
Our Gender Pay Gap Information

MEAN AND MEDIAN PAY GAP BASED ON HOURLY RATES OF PAY

MEAN	MEDIAN
8.8%	5.2%

PAY QUANTILES

THE PROPORTION OF MEN AND WOMEN IN EACH PAY QUANTILE



BONUS

PROPORTION OF MEN AND WOMEN RECEIVING A BONUS.

	
15.4%	14%

MEAN AND MEDIAN BONUS PAY GAP

MEAN	MEDIAN
12.9%	4.7%

Median and mean explained

The legislation requires average pay to be calculated in two different ways using the median and also the mean. The following explains how this works:

Median: This is the figure that is calculated by lining up the salaries of both men and women from smallest to largest. The median is the figure that falls in the middle of the two lists. Gender Pay Gap reporting looks at the difference between these two figures. This aims to build a picture of the middle of the organisation and less influenced by the very top and bottom earners.

Mean: To calculate this, the pay of all women is added together and then divided by the number of women. The pay of all men is also added together and then divided by the number of men. The mean Gender Pay Gap compares these two values. The mean is more affected by any particularly high or low values within a group.

What the results show

Our statistics do show a Gender Pay Gap for Oscar Mayer Ltd, our pay gap is as a result of under representation of women in the higher paying roles. However, we are satisfied those men and women in the business carrying out the same roles receive equal pay and that our pay policy is fair.

Continuing to move forward

We remain fully committed to addressing issues relating to existing pay gaps across our business. We recognise that there is still a predominance of men particularly in senior positions in our business and whilst this can be considered a historic trend within the food industry, we strongly believe that attracting more women into the full range of roles across the whole of the business will bring positive benefits for both employees and the business. In 2022 have launched our Diversity and Inclusion working party.

Our principles

In order to attract and retain a more diverse workforce our principles are:

- That everyone who works for us feels respected and included.
- That fairness is applied in performance assessments, salary and bonus.
- We are committed to supporting staff throughout their career with opportunities to develop and progress.

Our measures


We will measure our progress against these statements through:

- Engagement Survey D&I indicators.
- Annual Salary and Bonus review.
- Diversity mix of internal promotions and mix.

Actions

We need to ensure we create the right foundations for our future organisation:

- We have focused on unconscious bias training; raising awareness of how bias can impact on our recruitment, selection and performance processes.
- We will be introducing a more rigorous performance assessment process to ensure fairness and clarity.
- We will review our family friendly policies looking to improve the support offered to working parents

Francois Legrain – CEO	
-------------------------------	--

GENDER PAY GAP REPORT



2021

FERNDAL FOODS LTD

OSCAR  MAYER
Quality Foods

What is Gender Pay Gap Reporting?

All organisations which employ over 250 staff are required by law to report annually on their Gender Pay Gap.

This shows the difference between the average pay of men and women in an organisation irrespective of the job they do. It should not be confused with equal pay which compares the rates of pay for doing equal work. It is impacted on how a workforce is made up including the numbers of men and women in different types of jobs and at different levels of seniority.

This report details Ferndale Foods Ltd's, part of the Oscar Mayer Group, Gender Pay Gap information, as required under The Equality Act 2010 (Gender Pay Gap Information) Regulations 2017.

Reporting requirements;

Companies are required to report the following gender pay gap information:

- Gender Pay Gap: The difference between the median, and also the mean, hourly rate of pay for men and for women, based on the April 2021 pay period.
- Gender Bonus Gap: The difference between the median, and also the mean, value of bonus pay for men and for women over the 12 months to April 2021.
- Bonus proportions: The proportions of men and women who received bonus pay during the 12 months to April 2021.
- Quartile Pay Bands: If the total workforce was put in order of hourly rate of pay and then split into four groups of equal size, or quartiles, this is the proportions of men and women in each of the four groups.

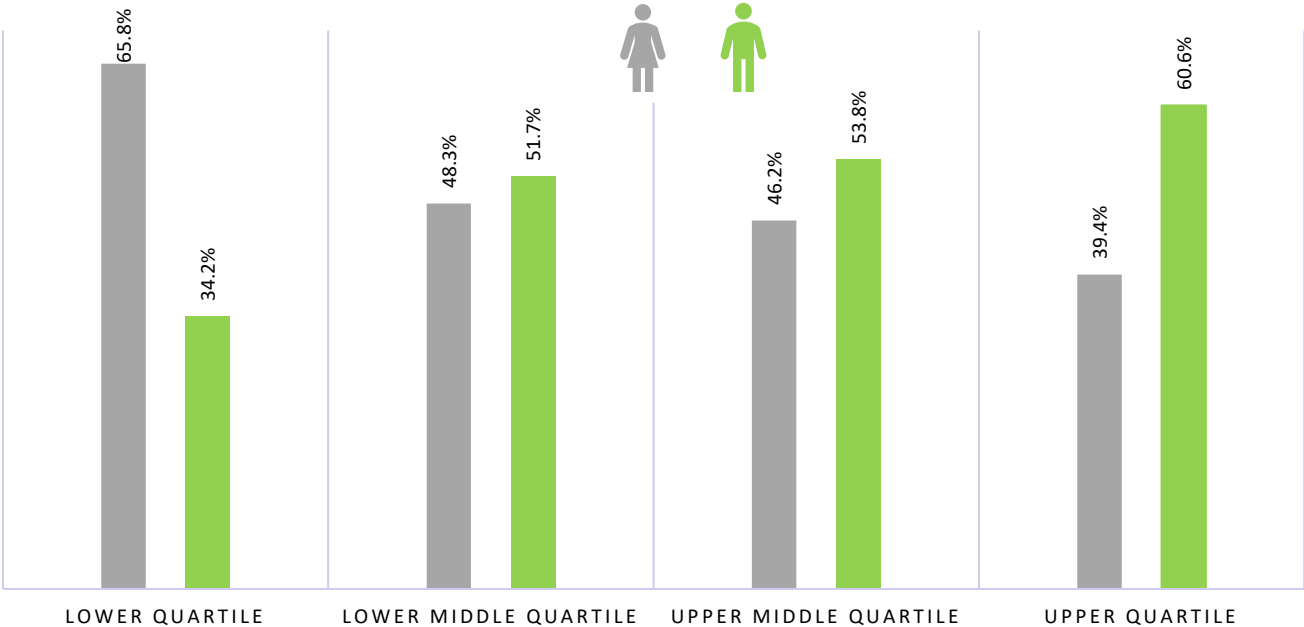
Our Gender Pay Gap Information

MEAN AND MEDIAN PAY GAP BASED ON HOURLY RATES OF PAY

MEAN	MEDIAN
15.1%	7.1%

PAY QUARTILES

THE PROPORTION OF MEN AND WOMEN IN EACH PAY QUARTILE



BONUS

PROPORTION OF MEN AND WOMEN RECEIVING A BONUS.



MEAN AND MEDIAN BONUS PAY GAP

MEAN	MEDIAN
26.9%	10.0%

Median and mean explained

The legislation requires average pay to be calculated in two different ways using the median and also the mean. The following explains how this works:

Median: This is the figure that is calculated by lining up the salaries of both men and women from smallest to largest. The median is the figure that falls in the middle of the two lists. Gender Pay Gap reporting looks at the difference between these two figures. This aims to build a picture of the middle of the organisation and less influenced by the very top and bottom earners.

Mean: To calculate this, the pay of all women is added together and then divided by the number of women. The pay of all men is also added together and then divided by the number of men. The mean Gender Pay Gap compares these two values. The mean is more affected by any particularly high or low values within a group.

What the results show

Our statistics do show a Gender Pay Gap for Ferndale Foods Ltd part of the Oscar Mayer Group, our pay gap is as a result of under representation of women in the higher paying roles. However, we are satisfied those men and women in the business carrying out the same roles receive equal pay and that our pay policy is fair.

Continuing to move forward

We remain fully committed to addressing issues relating to existing pay gaps across our business. We recognise that there is still a predominance of men particularly in senior positions in our business and whilst this can be considered a historic trend within the food industry, we strongly believe that attracting more women into the full range of

roles across the whole of the business will bring positive benefits for both employees and the business. In 2022 have launched our Diversity and Inclusion Working Party.

Our principles

In order to attract and retain a more diverse workforce our principles are:

- That everyone who works for us feels respected and included.
- That fairness is applied in performance assessments, salary and bonus.
- We are committed to supporting staff throughout their career with opportunities to develop and progress.

Our measures


We will measure our progress against these statements through:

- Engagement Survey D&I indicators.
- Annual Salary and Bonus review.
- Diversity mix of internal promotions and mix .

Actions .

We need to ensure we create the right foundations for our future organisation:

- We have focused on unconscious bias training; raising awareness of how bias can impact on our recruitment, selection and performance processes.
- We will be introducing a more rigorous performance assessment process to ensure fairness and clarity.
- We will review our family friendly policies looking to improve the support offered to working parents.

Francois Legrain – CEO	
-------------------------------	--